

# ZOOMLION

## TELESCOPIC BOOM LIFTS (VACUUM LIFTER)

### ZTV28-800

Comply with CE Standard



## FEATURES

### Standard Features

Horn
Proportional control
All motion alarm
Flashing beacon
Emergency descent system
Emergency stop button
On-board diagnostic system
Tilt protection system
Oscillating axle
Load sensing system
4.3' Led display
Swing-out engine tray



## HIGHLIGHTS

- ▶ Offer extra capacity of 800kg, suitable for extreme applications
- ▶ Fast conversion of work platform and suction cup
- ▶ 5+6 multi-dimensional control and millimeter-level micro-motion performance, fit individual job site needs
- ▶ Smooth & stable boom extension control as low as 15mm/s (0.034mph)
- ▶ Industry leading telematic control interface with self-diagnostic monitoring capability
- ▶ Affordable and maneuverable



## ACCESS WITH ZOOMLION GREEN

Phone: 0086(731)-88353680 0086(731)-88250971  
E-mail: awm@zoomlion.com

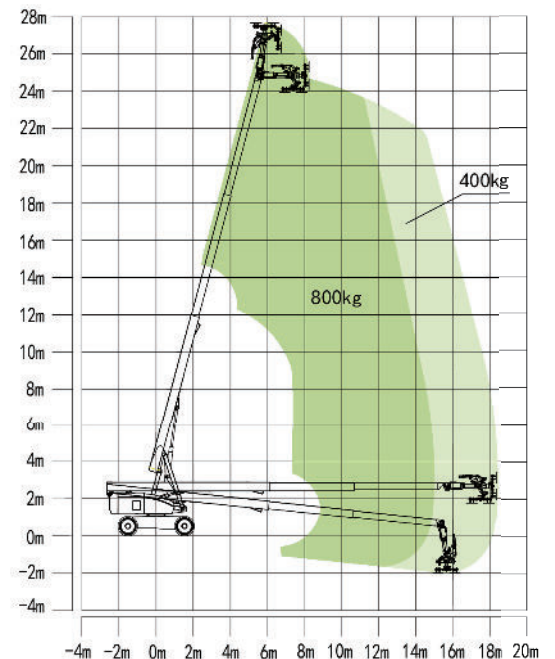
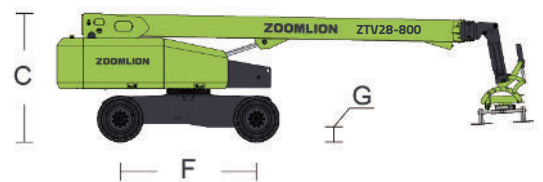
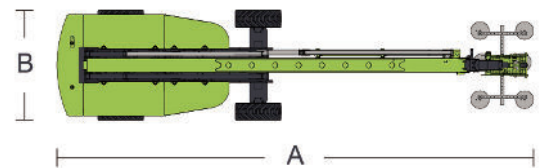
Add: ZOOMLION Wangcheng Industrial Park, Tengfei Road 997, Changsha, Hunan, China  
Web: [www.en.zoomlion.com](http://www.en.zoomlion.com)

# TELESCOPIC BOOM LIFTS (VACUUM LIFTER)

## ZTV28-800

Comply with CE Standard

Model	ZTV28-800	
	Imperial	Metric
Size		
Work Height (Horizontal)	89ft 7in	27.30m
Work Height (Vertical)	87ft 11in	26.8m
Horizontal Outreach	60ft 4in	18.4m
A Stowed Length	34ft 9in	10.6m
B Stowed Width	8ft 2in	2.49m
C Stowed Height	9ft 2in	2.80m
F Wheel base	10ft	3.05m
Tread	6ft 11in	2.11m
G Ground Clearance	1ft 4in	0.40m
Performance		
Platform Capacity (Unrestricted/Restricted)	880/1760lb	400/800kg
Drive Speed (Stowed)	3.42mph	5.5km/h
Gradeability	45%(24 °)	
Turning Radius (Inside)	12ft	3.66m
Turning Radius (Outside)	22ft 6in	6.86m
Turntable Swing	360 °continuous	
Platform Rotation	±90 °	
Tail Swing	5ft 3in	1.60m
Max. Working Slope	3 °	
Max. Wind Speed	12.1mph	5.4m/s
Power		
Engine	Deutz TD2.9 L4	Cummins QSF2.8
Fuel Tank Capacity	39.6 (us gal)	150L
Control Voltage	12V DC	
Hydraulic Tank Capacity	39.6 (us gal)	150L
Drive Mode	4WD	
Steering Mode	Front-wheel	
Tire		
Type	15-625 Foam-filled Tires	
Weight		
Gross	42108lb	19100kg



Range of Motion ZTV28-800