

ZOOMLION

ELECTRIC ARTICULATING BOOM LIFTS

ZA20JE/ZA14JE/ZA14JE-LI

Comply with CE/ANSI/CSA Standard



HIGHLIGHTS

- ▶ Provide greater work height of 70ft 4in/21.45m and lift capacity of 550lb/250kg than competitor. (ZA20JE Only)
- ▶ Fast lift system directly lowers the boom from the highest position to the ground, no need to fold the boom to improve work efficiency. (ZA20JE Only)
- ▶ Accurate and efficient traveling AC drive system and on-board motion AC drive system provides strong power, stable control and maintenance-free motor
- ▶ Center layout, great structural rigidity, and small boom deflection
- ▶ Advanced dual control system (valve control + pump control) offers a energy-saving, smooth and efficient control
- ▶ Accurate and efficient traveling AC drive system provides strong power and stable control
- ▶ 52ft 6in/16m working height



FEATURES

Standard Features

Proportional control	On-board diagnostic system
All motion alarm	Over tilt protection system
Flashing amber beacon	Oscillating axle (ZA20JE)
Self-closing entry gate	Load sensing system
Emergency descent system	4.3' LED display
Emergency stop button	Horn
Auto-leveling system	

Accessories & Options

- ▶ AC power to platform
- ▶ Air line to platform
- ▶ 8.01ftx2.99ft work platform(ZA20JE)
- ▶ Non-marking tire

ACCESS WITH ZOOMLION GREEN

Phone: 0086(731)-88353680 0086(731)-88250971
E-mail: awm@zoomlion.com

Add: ZOOMLION Wangcheng Industrial Park, Tengfei Road 997, Changsha, Hunan, China
Web: www.en.zoomlion.com

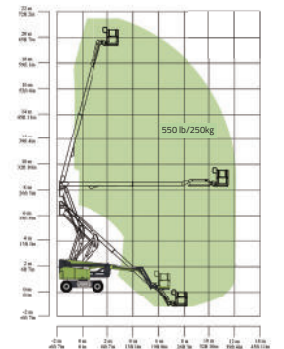
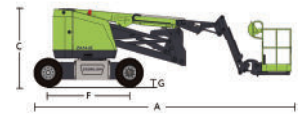
ZOOMLION

ELECTRIC ARTICULATING BOOM LIFTS

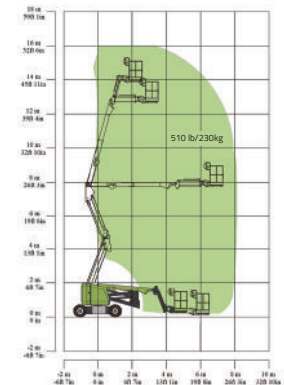
ZA20JE/ZA14JE/ZA14JE-Li

Comply with CE/ANSI/CSA Standard

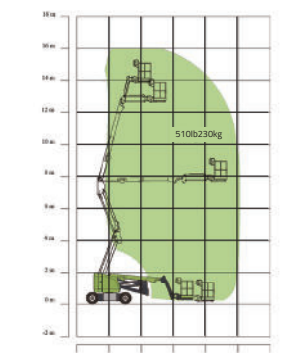
Model	ZA20JE		ZA14JE		ZA14JE-Li	
	Imperial	Metric	Imperial	Metric	Imperial	Metric
Size						
Work Height	70ft 4in	21.45m	52ft 6in	16m	52ft 6in	16m
Platform Height	63ft 10in	19.45m	45ft 11in	14m	45ft 11in	14m
Horizontal Outreach	39ft 6in	12.05m	24ft 7in	7.50m	24ft 7in	7.50m
Up and Over Height	27ft 1in	8.25m	25ft 5in	7.74m	25ft 5in	7.74m
A - Stowed Length	28ft 7in	8.72m	21ft 8in	6.6m	21ft 8in	6.6m
B - Stowed Width	8ft 2in	2.49m	5ft 9in	1.75m	5ft 9in	1.75m
C - Stowed Height	8ft 3in	2.56m	6ft 7in	2m	6ft 7in	2m
D - Platform Length	6.00ft(standard) 8.01ft(option)	1.83m(standard) 2.44 (option)	4ft 12in	1.52m	4ft 12in	1.52m
E - Platform Width	2.49ft(standard) 2.99ft(option)	0.76m(standard) 0.91(option)	2ft 6in	0.76m	2ft 6in	0.76m
F - Wheelbase	8ft 3in	2.52m	6ft 9in	2.05m	6ft 9in	2.05m
G - Ground Clearance	1ft 1in	0.33m	8in	0.20m	8in	0.20m
Performance						
Platform Capacity	550 lb	250kg	510 lb	230kg	510 lb	230kg
Drive Speed	3.79 mph	6.1km/h	3.79 mph	6.1km/h	3.79 mph	6.1km/h
Gradeability	45%(24°)		30%(17°)		30%(17°)	
Axles Oscillation	8in	0.20m	/	/	/	/
Turning Radius (Inside)	9ft 1in	2.78m	2ft 7in	0.79m	2ft 7in	0.79m
Turning Radius (Outside)	18ft	5.49m	10ft 4in	3.15m	10ft 4in	3.15m
Swing	360° continuous		360° continuous		360° continuous	
Platform Rotation	±90°		±90°		±90°	
H-Tail Swing	2ft	0.6m	0in	0m	0in	0m
Max. Working Slope	3/5°		2/4°		2/4°	
Max. Wind Speed	27.96mph	12.5m/s	27.96mph	12.5m/s	27.96mph	12.5m/s
Power						
Battery	24×2V/440Ah		24×2V/320Ah		48V/315Ah	
Charger	48V/60A		48V/60A		48V/60A	
Drive Motor	AC 32V	AC 32V	AC 32V	AC 32V	AC 32V	AC 32V
Lift Motor	AC 32V	AC 32V	DC 48V	DC 48V	DC 48V	DC 48V
Auxiliary Power	12V DC		Manual Pump		Manual Pump	
Hydraulic Tank Capacity	19.8 (us gal)	75L	7.9 (us gal)	30L	7.9 (us gal)	30L
Drive	4WD		2WD		2WD	
Tire						
Type	33×12 D610 Foam-filled Tires		240/55D17.5 Foam-filled Tires		240/55D17.5 Foam-filled Tires	
Weight						
Gross	20283 lb	9200kg	14991 lb	6800kg	14991 lb	6800kg



Range of Motion ZA20JE



Range of Motion ZA14JE



Range of Motion ZA14JE-Li